

2009 University/Community Service-Learning Course Development Grants (due F...

Applicant information

Recipients must be Ohio State faculty or staff and the grants are for Ohio State academic service-learning courses.

Funding is available in amounts up to \$3,000 for the development of service-learning courses that incorporate projects addressing community goals in such areas as health, community safety, youth, housing, or education. Projects will build student civic responsibility, enhance student learning through community engagement, and build the capacity of community partners.

Funded teams are required to (1) allocate a portion of the funding for direct support of the community partner; (2) submit a proposal for the "S" designation indicating a service-learning course; (3) assign electronic pre- and post-course survey instruments developed by the Service-Learning Initiative (survey results will be provided to faculty); and (4) submit a report at the end of the quarter after the course is offered.

* 1. Primary contact information (of applicant)

Name	<input type="text"/>
College/Unit	<input type="text"/>
Address 1	<input type="text"/>
Address 2	<input type="text"/>
City, State, Zip	<input type="text"/>
Email	<input type="text"/>
Phone	<input type="text"/>

Service-Learning Course Development Grant

Course Description

* 1. Course Title


* 2. Describe the objectives and content of the proposed credit-bearing undergraduate, graduate, or professional service-learning course.

* 3. What is/are the service activity(ies) to be performed by students? How does the service connect with the academic content of the course?


Service-Learning Course Development Grant

Community Focus and Reciprocity


- * 1. Identify and describe the community partner. The community partner must be a nonprofit organization. The Service-Learning Initiative office may be contacted for information on potential partners, needs, and projects.

A large, empty rectangular text box with a light gray background and a thin black border. It is positioned below the first question and is intended for the user to provide details about the community partner.


- * 2. Describe the community partner's participation in development of the service project.

A large, empty rectangular text box with a light gray background and a thin black border. It is positioned below the second question and is intended for the user to describe the partner's role in the project's development.

- * 3. How does the service project reflect priorities and stated needs of community partners and collaborative planning by all partners?

A large, empty rectangular text box with a light gray background and a thin black border. It is positioned below the third question and is intended for the user to discuss the project's alignment with partner needs and collaborative planning.


* 4. Describe the community benefit and impact of the service project.




Service-Learning Course Development Grant

Preparation for Service and Reflection


* 1. How will students be trained for the service activity?

A large, empty rectangular text box with a light gray background and a thin black border. It is positioned below the first question. On the right side, there are two small, gray, triangular scroll buttons, one at the top and one at the bottom, indicating it is a scrollable area.


* 2. How will students learn about the work of the community partner?

A large, empty rectangular text box with a light gray background and a thin black border. It is positioned below the second question. On the right side, there are two small, gray, triangular scroll buttons, one at the top and one at the bottom, indicating it is a scrollable area.

* 3. How will students be prepared for service in terms of cultural sensitivity, expectations for time and effort, safety awareness?

A large, empty rectangular text box with a light gray background and a thin black border. It is positioned below the third question. On the right side, there are two small, gray, triangular scroll buttons, one at the top and one at the bottom, indicating it is a scrollable area.


* 4. Reflection: Describe structured assignments/activities to facilitate connection of the service activity with academic concepts and to encourage critical thinking.




Service-Learning Course Development Grant

Diversity, Sustainability, and Evaluation of Impact


- * 1. How is commitment to diversity demonstrated through participation by and with diverse populations and valuing multiple perspectives for understanding social issues and/or academic content?

A large, empty rectangular text box with a light gray background and a thin black border. It is positioned below the first question and is intended for the applicant to provide their response.


- * 2. Describe plans for sustainability and departmental support for offering the service-learning course on a continuing basis.

A large, empty rectangular text box with a light gray background and a thin black border. It is positioned below the second question and is intended for the applicant to provide their response.

- * 3. Describe plans for assessment of student learning and community impact.

A large, empty rectangular text box with a light gray background and a thin black border. It is positioned below the third question and is intended for the applicant to provide their response.

* 4. List impact measures: what are indicators of successful outcomes for student learning and for the community and how will indicators be measured?



Service-Learning Course Development Grant


Budget: Funds may be used for

- Compensation of faculty for course development
- Purchase of equipment or supplies related to the service component
- Support for the community partner (required)

* 1. Details and justification of the budget should be provided on the budget form and in the budget narrative. Budget narrative should contain the following:

- Indication of financial and other resource support for the community partner. At least \$350 must be allocated for direct support of the community partner and the expenditure should be negotiated with the partnering community organization, school, or service agency.
- Applicants are encouraged to identify and list matching funds, as well as reference potential funding and resources for continuation and growth of the project.

Budget Narrative:



* 2. Budget Form

Personnel Costs	<input type="text"/>
Faculty Release Time	<input type="text"/>
Benefits	<input type="text"/>
Direct Project Appointment	<input type="text"/>
Benefits	<input type="text"/>
Tuition and Fees	<input type="text"/>
Operating Costs	<input type="text"/>
Materials & Supplies	<input type="text"/>
Equipment	<input type="text"/>
Travel (local)	<input type="text"/>
Publication Costs	<input type="text"/>
Purchased Services	<input type="text"/>
Consultant Fees	<input type="text"/>
Other Direct Costs	<input type="text"/>

Service-Learning Course Development Grant

Proposal for "S" Designation (see http://service-learning.osu.edu/s_designation.php)

* 1. I will be ready to request the "S" designation by:

Summer 2009

Autumn 2009

Winter 2010

Spring 2010